



MOVEL

CONTROL THE HEIGHT

STANDARD


COMFORT

COMFORT+


STANDARD CONFIGURATION

movel.eu.com

- Gearless lifting machine



- Additional noise insulation



- Reinforced cabin



- Convenient installation



- Cabin height 2200 mm



STANDARD

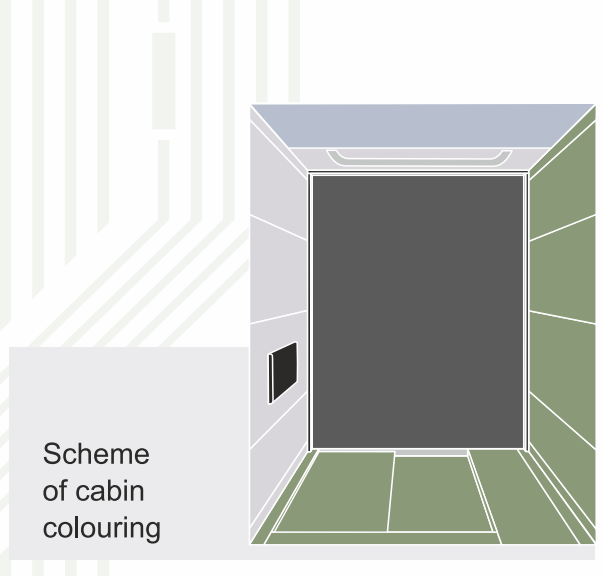
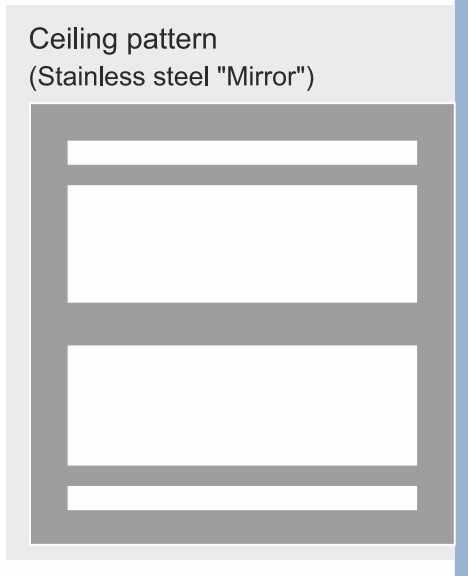
ALOE

STANDARD

movel.eu.com




Walls	Pale green	Gray
Doors	Pale green	
Cabin panel	Stainless steel, black	
Bump stop	Stainless steel, black	
Floor	Black PVC	
Mirror	Across the entire width of the wall up to the handrail	
Handrail	Rounded, cylindrical (stainless steel)	



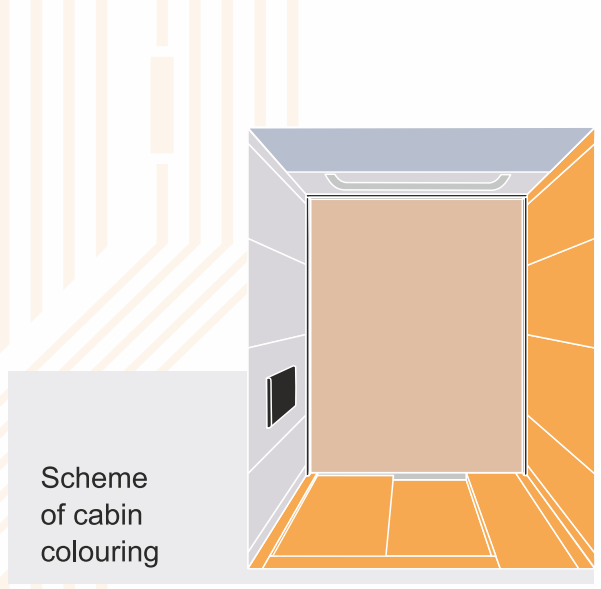

SAFFRON

STANDARD

movel.eu.com



Walls	Saffron yellow	Gray
Doors	Saffron yellow	
Cabin panel	Stainless steel, black	
Bump stop	Stainless steel, black	
Floor	Beige PVC	
Mirror	Across the entire width of the wall up to the handrail	
Handrail	Rounded, cylindrical (stainless steel)	



CORNFLOWER

STANDARD

movel.eu.com



Walls

Night blue

Gray

Doors

Night blue

Cabin panel

Stainless steel, black

Bump stop

Stainless steel, black

Floor

Gray PVC

Mirror



Across the entire width of the wall up to the handrail

Handrail

Rounded, cylindrical (stainless steel)

Ceiling pattern (Stainless steel "Mirror")


Scheme of cabin colouring



Colouring (matte moire)

Pale green	Gray	Black matte moire colouring (optional)
Saffron yellow	Gray	Black matte moire colouring (optional)
Night blue	Gray	Black matte moire colouring (optional)

Bump stop (with concealed ventilation)




Stainless steel, black
Stainless steel, gray
Black matte moire colouring

Floor covering (PVC)

Black PVC	Beige PVC
Gray PVC	Dark gray PVC

Ceiling



Stainless steel "Mirror"
Stainless steel, black
Stainless steel, gray
Black matte moire colouring
Gray matte moire colouring



Control panel
of column type



Control panel
of overhead type



Buttons



Display board
(storied)



Landing call
boxes



Black LCD 3' Display:

- ability to display the floor number and direction of movement;
- installation location: landing;
- size of the visible area is 3' (53x55 mm);
- Colour: white numbers and symbols on a black background.



LCD 4,3' Display:

- ability to display the floor number and direction of movement;
- ability to replace background images;
- installation location: landing;
- size of the visible area is 3' (53x55 mm).



LCD 7' Display:

- ability to display the floor number, direction of movement and load capacity;
- ability to play the floor number, direction of movement and background music;
- ability to replace background images;
- installation location: cabin;
- size of the visible area is 7' (87x155 mm).



Black LCD 5,4' Display:

- ability to display the floor number and direction of movement;
- ability to play the floor number, direction of movement and background music;
- installation location: cabin and landing;
- size of the visible area is 5,4' (127x54 mm);
- Colour: white numbers and symbols on a black background.

UV printing options for STANDARD cabins


ALOE



SAFFRON



CORNFLOWER



UV printing can be placed on the cabin walls, cabin doors and shaft.

It is possible to place the customer's images (corporate graphics, logos, photos, etc. in high resolution or vector format).




COMFORT

STEEL

COMFORT

movel.eu.com



Walls

Stainless steel, gray

Doors

Stainless steel, gray

Cabin panel

Stainless steel, gray

Bump stop

Stainless steel, gray

Floor

Black stone

Mirror



Across the entire width of the wall up to the handrail

Handrail

Straight, Rectangular (stainless steel, gray)

Ceiling (with uniform glow)


Scheme of cabin materials



GOLD

COMFORT



movel.eu.com



Walls	Stainless steel, black	Stainless steel, gold
Doors	Stainless steel, black	
Cabin panel	Stainless steel, gold	
Bump stop	Stainless steel, gold	
Floor	Black stone	
Mirror	Across the entire width of the wall up to the handrail	
Handrail	Straight, Rectangular (stainless steel, gold)	

Ceiling
(with uniform glow)

Scheme of cabin materials



CHOCOLATE

COMFORT

movel.eu.com



Walls

Stainless steel,
brown

Stainless steel
gray

Doors

Stainless steel, brown

Cabin panel

Stainless steel, gray

Bump stop

Stainless steel, gray

Floor

White stone

Mirror



Across the entire width
of the wall up to the handrail

Handrail

Straight, Rectangular
(stainless steel, gray)


Ceiling
(with uniform glow)

Scheme
of cabin
materials





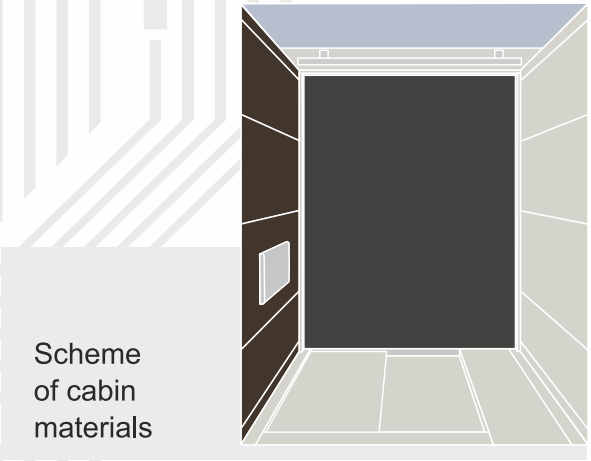
Walls	Metalloplastics, brown fabric	Metalloplastics, light wood
Doors	Metalloplastics, brown fabric	
Cabin panel	Stainless steel, brown	
Bump stop	Stainless steel, brown	
Floor	White stone	
Mirror	Across the entire width of the wall up to the handrail	
Handrail	Straight, Rectangular (stainless steel, brown)	






Walls	Metalloplastics, milky colour	Metalloplastics, dark wood
Doors	Metalloplastics, milky colour	
Cabin panel	Stainless steel, gray	
Bump stop	Stainless steel, gray	
Floor	Black stone	
Mirror	Across the entire width of the wall up to the handrail	
Handrail	Straight, Rectangular (stainless steel, gray)	


Ceiling
(with uniform glow)




Scheme of cabin materials




Stainless steel




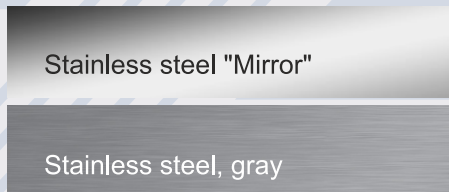
Metalloplastics



Floor covering (porcelain stoneware)



Ceiling (with uniform glow)




Bump stop (with concealed ventilation)

Optional illumination




Handrail

Rectangular



Rounded cylindrical





Control panel
of column type



Control panel
of overhead type



Landing call
boxes



Matrix display:

- ability to display the floor number and direction of movement;
- installation location: elevator cabin;
- size of the visible area is 93x52 mm;
- Colour: white numbers and symbols on a black background.



LCD 8' coloured display:

- ability to display the floor number, direction of movement and load capacity;
- ability to replace background images and play videos;
- installation location: elevator cabin;
- size of the visible area: 8' (161x121 mm).



Matrix display:

- ability to display the floor number and direction of movement;
- installation location: landing;
- size of the visible area is 5.4' (64x46 mm);
- Colour: white numbers and symbols on a black background.

BST buttons:

- shape: round or square shape depending on the order;
- illumination colour: white;
- material of follower: stainless steel;
- colour of follower and outer rim: gray and black colours depending on the order;
- symbol/number design: convex;
- availability of Braille code;
- presence of circular illumination;
- presence of symbol illumination.



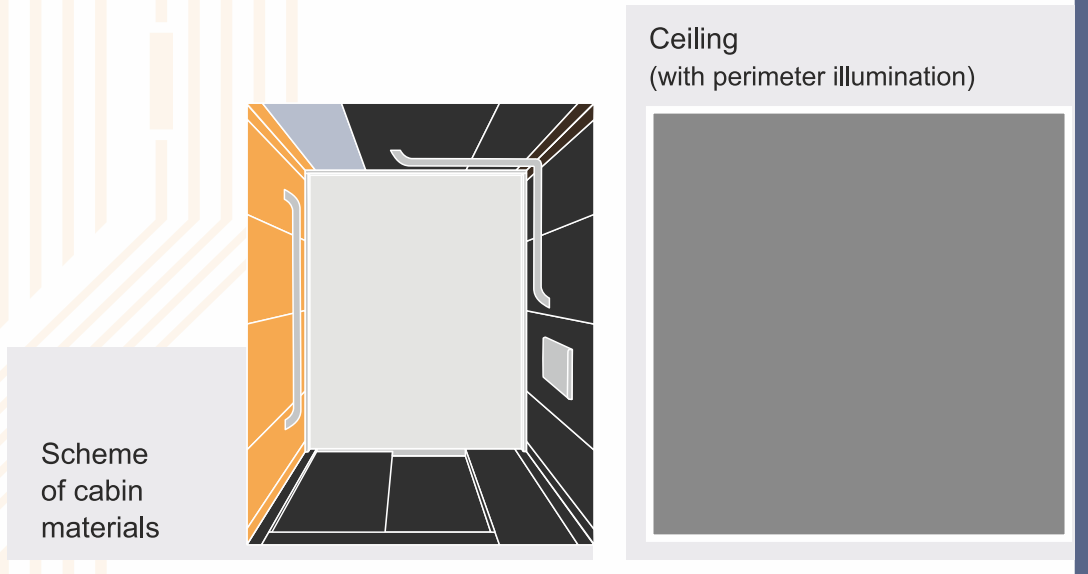
Buttons



COMFORT+



Walls with vertical illumination	Saffron yellow	Stainless steel, black
Doors	Stainless steel, black	
Cabin panel	Stainless steel, gray	
Illuminated bump stop	Stainless steel, gray	
Floor	White stone	
Mirror	To the full height of the cabin	
Handrail	Rounded, cylindrical (stainless steel, gray)	



GALAXY

COMFORT+

movel.eu.com



Walls with vertical illumination

Stainless steel, black

Doors

Stainless steel, black

Cabin panel

Stainless steel, gray

Illuminated bump stop

Stainless steel, gray

Floor

Black stone

Mirror

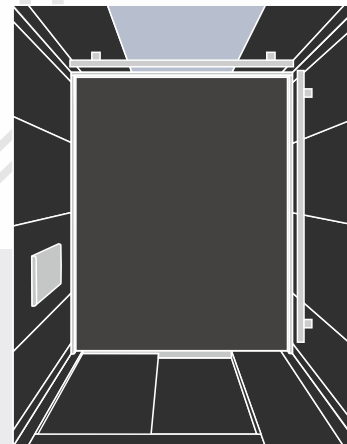
To the full height of the cabin

Handrail

Straight, Rectangular
(stainless steel, gray)

Ceiling
(with perimeter illumination)


Scheme
of cabin
materials



FOREST

COMFORT+

movel.eu.com



Walls with vertical illumination

Metalloplastics,
milky colour

Metalloplastics,
dark wood

Doors

Metalloplastics, milky colour

Cabin panel

Stainless steel, gray

Bump stop

Stainless steel, gray

Floor

White stone

Mirror


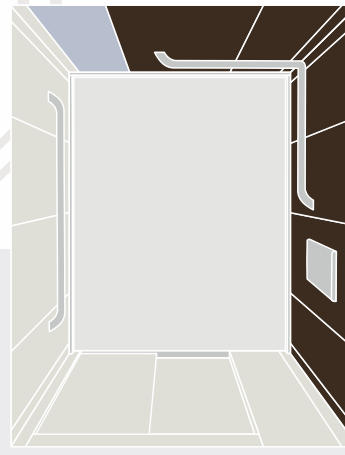
To the full height of the cabin

Handrail

Rounded, cylindrical
(stainless steel, gray)

Ceiling
(with uniform glow)

Scheme
of cabin
materials




STANDARD



COMFORT



COMFORT+

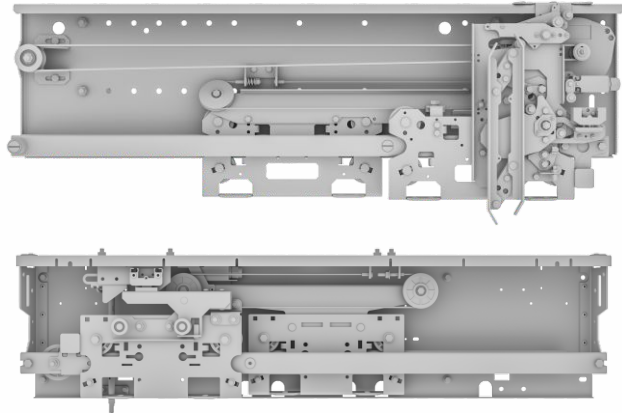


КОМПЛЕКТАЦИЯ И ОПЦИИ

movel.eu.com


STANDARD

Cabin door drive and shaft doors
(optionally imported)



COMFORT/COMFORT+

Imported cabin door drive and shaft doors
(optional by JSC "Mogilevliftmash")



STANDARD

UL Control station

COMFORT/COMFORT+

WISE 3000 (Monarch) control station:

Inovance.

- smoothness and comfort of the ride;
- easy and convenient installation and adjustment;
- reduced travel time between floors;
- ability of configuration and diagnostics from a mobile phone;
- reduced dimensions of the control system cabinet.



212798
Republic of Belarus,
Mogilev, Mira ave. 42

+375 (222) 740-926
+375 (222) 740-695

liftmach@liftmach.by

<https://movel.eu.com>

